

# Social Science Computer Review

<http://ssc.sagepub.com/>

---

## What Should We Do Before Running a Social Simulation?: The Importance of Model Analysis

Hsu-Chih Wu and Chuen-Tsai Sun  
*Social Science Computer Review* 2005 23: 221  
DOI: 10.1177/0894439304273270

The online version of this article can be found at:  
<http://ssc.sagepub.com/content/23/2/221>

---

Published by:



<http://www.sagepublications.com>

Additional services and information for *Social Science Computer Review* can be found at:

**Email Alerts:** <http://ssc.sagepub.com/cgi/alerts>

**Subscriptions:** <http://ssc.sagepub.com/subscriptions>

**Reprints:** <http://www.sagepub.com/journalsReprints.nav>

**Permissions:** <http://www.sagepub.com/journalsPermissions.nav>

**Citations:** <http://ssc.sagepub.com/content/23/2/221.refs.html>

>> [Version of Record](#) - Mar 28, 2005

[What is This?](#)

# What Should We Do Before Running a Social Simulation?

## *The Importance of Model Analysis*

HSU-CHIH WU  
CHUEN-TSAI SUN

*National Chiao Tung University*

---

---

Before running a model simulation, it is important to accumulate as much information about the model as possible. Although an analysis of relations among model components is considered a promising means of accomplishing this task, the social simulation literature offers very little guidance in performing such analyses. We use an analytical framework to demonstrate how model analysis can facilitate the simulation process, with the Iterated Prisoner's Dilemma serving as a primary example. Our results show that the analysis was helpful in identifying important strategies and simulation phenomena, thus reducing the amount of work required for the simulation. We suggest that this framework is applicable to other types of two-person matrix games, and that the methods we use are also suitable for other macro- or agent-based simulation models.

---

---

*Keywords:* social simulation; Prisoner's Dilemma; model analysis

Computer simulation is gaining significant attention in terms of its potential use in sociology (Halpin, 1999). Increased computing power and advancements in such areas as agent-based computation (Brent, 1999; Brent, Thompson, & Vale, 2000), and Distributed Artificial Intelligence are making social simulation efforts more practicable and reliable. Social simulations are increasingly being adopted to complement or substitute for more traditional social science methods, including empirical experimentation, theoretical and statistical analysis, and explanations using natural language (Goldspink, 2002).

Detailed discussions of social simulations can be found in the literature (Fishwick, 1995; Hanneman & Patrick, 1997; Jacobsen & Bronson, 1995). Common methodologies include the following steps: (a) model creation (constructing a model based on an existing theory, hypothesis, or empirical data), (b) model execution (running a model to produce data), and (c) model verification (assessing a model's ability to operate as intended) and validation (analyzing data to ensure that a model is working as intended; Goldspink, 2002).

Although it is rarely included in lists of social simulation methodologies, theoretical and statistical model analyses play important roles in the social simulation process. During the creation phase, model structures and relationships are based mostly on theories or hypotheses. Theoretical variables are defined and quantified, and relationships among them are encoded (Jacobsen & Bronson, 1995). In the words of Hanneman and Patrick (1997), any model being constructed is "one concrete realization of the prior theory." During the verifi-

**TABLE 1**  
**Payoff Matrix and Value Constraints for the Iterated Prisoner's Dilemma (IPD) Model**

	<i>Cooperation</i>	<i>Defection</i>
<i>Cooperation</i>	R/R	S/T
<i>Defection</i>	T/S	P/P

NOTE:  $T > R > P > S$ , and  $2R > S + T$ .

cation phase, the simulated results are statistically analyzed for purposes of interpretation and/or explanation (Axelrod, 1997).

There are few discussions in the social simulation literature of useful analytical tasks to be performed after a model is created but before simulation begins. At this point, it is important to determine appropriate model parameters or parameter sets based on empirical experience or existing data. The importance of analysis at this phase is the focus of this article. We believe that presimulation model analysis can help reduce simulation complexity as well as assist in the identification of appropriate simulation parameters. We use an analytical framework based on the Iterated Prisoner's Dilemma (IPD)—a mathematical model frequently used to assess conflicts of interest—to demonstrate how model analysis can facilitate the simulation process.

In a classic version of the Prisoner's Dilemma game, two players must decide whether each move they make will be one of cooperation or defection; payoffs are determined by a combination of moves. In the payoff matrix presented as Table 1, if Players A and B decide to cooperate with each other, both receive payoff R. If A cooperates and B defects, then A receives S and B receives T. If both players defect, each receives payoff P.

Players restricted to a single move are most likely to achieve a maximum outcome if they defect. However, the longer the game, the more advantageous it is for both players to act in mutual cooperation. Because most real-world dilemmas are iterated, researchers have spent more time studying IPDs than single-move PD games (Axelrod, 1984). Two additional reasons why we chose IPD as our analytical model are (a) as a classical model, it has been widely studied and used in the social sciences, political science, computer science, and economics, and therefore a considerable number of research reports are available for verification purposes; and (b) it is mathematically simple but analytically intractable, thus making it a representative model to illustrate the importance of presimulation model analysis.

In this article we discuss the importance of presimulation model analysis, present an analytical framework for IPD, describe the results, discuss the framework, and offer our conclusion.

## WHY ANALYZE BEFORE SIMULATION?

The most important motivation for presimulation analysis is to learn as much as possible about a model, based on the assumption that the more one knows, the easier it will be to run a proper simulation. In this section, we describe how a presimulation analysis helps in defining model scope, reducing simulation complexity, and choosing appropriate simulation parameters.

### *Defining Model Scope*

Defining a model's scope is an important first step toward increasing model efficiency; it is surprising how often this step is overlooked in the social simulation literature. Whenever a simulation run provides significant findings, the data and the model clearly need to be inspected in terms of validity. However, it is equally important to determine the conditions under which a particular model is successful, as well as the possibility of achieving success under other conditions.

Following model construction, concepts and entities are defined as parameters or variables. Prior to each new simulation run, individual parameters must be set to specific values to satisfy some condition. A simulation run is not equivalent to a simulation model. In this article, we define a simulation run as an instance of the model. In theoretical terms, a comprehensive understanding of a model requires simulations of all possible model instances, but doing so is usually considered impractical. A simulation model  $M$  can be defined as

$$M = (P_1, P_2, \dots, P_n),$$

where  $P_1, P_2, \dots, P_n$  represent  $n$  parameters of  $M$ . Letting  $N$  denote the number of possible model instances and  $|P_i|$  denote the number of possible values of parameter  $P_i$ , then

$$N = |P_1| \cdot |P_2| \cdot \dots \cdot |P_n|.$$

Each parameter has its own constraints. Examples of discrete parameters include the size of a population in a societal model and the number of nodes in a social network model (Stocker, Green, & Newth, 2001). Here the number of possible values is finite; however, other parameters are considered continuous and infinite—for instance, tax rates in a simulation of tax and welfare systems. Most social simulation models contain discrete and continuous parameters; even in simple models, the number of instances is usually large or infinite. Each instance represents a tiny part of the model.

The impossibility of simulating all model instances implies a need to choose an appropriate model instance or set of model instances. We want to emphasize the importance of knowing the number of potential choices before choosing what appears to be the most appropriate because the success of one model instance implies overall model success; however, the failure of one model instance does not imply overall model failure. It is easier to figure out the relationship between a model and a model instance when its scope is defined.

### *Reducing Model Complexity*

The second step toward a successful simulation involves reducing model complexity. When the scope of a model is defined, it is no longer necessary to run all possible model instances. Unnecessary instances should be skipped to make the simulation process more efficient. The two types of model instances that can be skipped are the following:

1. *Unreasonable instances*, meaning that a parameter setting does not match real-world conditions. These can be further divided into two categories: (a) instances with unreasonable parameter values, which are not under the constraints of the corresponding parameters and (b) unreasonable parameter combinations, meaning that individual parameter values that are considered reasonable become unreasonable when they are combined with other reasonable parameter values because of their correlational relationships.

2. *Equivalent instances*, meaning that instances may appear to be completely different but nevertheless produce identical simulation results, or have identical meanings from the perspective of the model. An analysis of equivalent instances can provide information about whether an instance should be simulated. It may be unnecessary to simulate reasonable or important instances in cases where simulation results from equivalent instances are produced.

Analyses of unreasonable or equivalent instances reduce the number of potentially appropriate model instances. Using the metaphor of a highway map, the scope of a model provides the number of possible ways to get from point A to point B, while reduced model complexity provides answers to questions such as “Which routes will not get us from point A to point B?” and “Which individual routes lead to the same destination?” By reducing the numbers of unreasonable and equivalent instances, it becomes easier to choose the appropriate parameter settings for running a successful simulation.

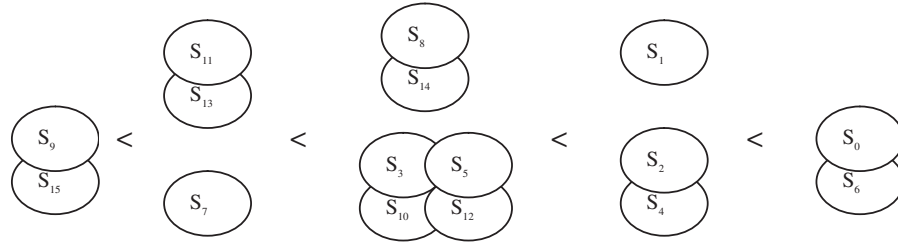
### *Choosing Appropriate Model Instances*

The final presimulation analytical step is determining appropriate model instances—that is, instances that resemble most other instances or that have significant importance. Most model instance selections in the social simulation literature are based on empirical data or hypotheses. However, a simulation instance with significant results must be tested to determine if it is representative of other instances and if other instances will produce identical or similar outcomes. Answering such questions becomes more difficult when model instance determinations are not based on theoretical or statistical analyses.

## **AN ANALYTICAL FRAMEWORK FOR THE ITERATED PRISONER’S DILEMMA**

Our proposed framework focuses on relationships among memory- $n$  deterministic strategies in IPD. A strategy is considered deterministic if its behavior is consistent within the context of certain conditions; if the behavior changes even though the conditions remain unchanged, the strategy is considered nondeterministic. Regarding memory- $n$  strategies, moves of cooperation and defection are determined by the historical moves of two players. A memory- $n$  strategy determines any individual move in correspondence to the moves made during the previous  $n$  rounds. The most important IPD strategies (e.g., Tit-for-Tat and PAVLOV) belong to this category of memory- $n$  strategies (Axelrod, 1984; Nowak & Sigmund, 1993). Tit-for-Tat also belongs to the strategy category in which the historical moves of opponents (instead of both players) are considered. This strategy class can also be used in our analytical framework. The reasoning behind our decision to focus on memory- $n$  strategies is twofold: All strategies in the class that considers only opponent’s moves also belong to the memory- $n$  class, and the current literature reflects today’s strong research interest in memory- $n$  strategies.

We chose a finite state machine—a dynamic system that changes its behavior at discrete moments—to represent interactions between deterministic memory- $n$  strategies. A finite state machine consists of a finite set of internal states and a transition function that determines new system states as a function of the current state plus input. Interactions between two memory- $n$  strategies can be expressed as finite state machines by defining individual states in terms of two players’ preceding  $n$  moves. As a simple example, let  $S_i$  and  $S_j$  be two memory-1 strategies that can be expressed as  $(P_0, P_1, P_2, P_3)$ , where  $P_0, P_1, P_2, P_3 \in \{C, D\}$  (with C denoting cooperation and D defection).  $P_0, P_1, P_2$ , and  $P_3$  represent the respective moves of CC, CD, DC, and DD (with the individual letters representing alternating player



**Figure 1: Interactions Between Strategies (C, D, C, D) and (C, D, D, C)**

moves). If  $S_i = (C, D, C, D)$  and  $S_j = (C, D, D, C)$ , the resulting interactions can be presented as a finite state machine with a transition diagram equal to that shown in Figure 1. All possible  $S_i$  and  $S_j$  behaviors are shown in this figure. For example, if  $S_i$  and  $S_j$  made defection moves in the previous round,  $S_i$  will make another defection move and  $S_j$  will make a cooperative move, resulting in a transition from  $DD$  to  $DC$ .

The finite state machine that represents interactions between two memory- $n$  deterministic strategies,  $S_i$  and  $S_j$ , from  $S_i$ 's perspective is formally defined as  $FSM(S_i|S_j)$ . Because the behaviors of  $S_i$  and  $S_j$  are deterministic, there is only one outgoing link for each state in  $FSM(S_i|S_j)$ . Starting from any state, the behavior of  $FSM(S_i|S_j)$  will be periodically repeated—that is, any interactive behavior between two memory- $n$  deterministic strategies will be periodically repeated.

According to the so-called shadow of the future assumption (Axelrod, 1984), stable cooperation between two players increases as the potential that they will meet again increases (thus making defection an unprofitable strategy). This means that the finite state machine will be run an infinite number of times. Because the interaction behavior of two memory- $n$  deterministic strategies is periodically repeated, the traversal probability of each state can be calculated. Each state represents  $S_i$  and  $S_j$ 's past  $n$  moves, including moves in their preceding game. The traversal probability of each state can be accumulated to derive the probability of each combination of the preceding game; that is

- $F_{CC}$  = the probability that the result of the preceding game was  $CC$
- $F_{CD}$  = the probability that the result of the preceding game was  $CD$
- $F_{DC}$  = the probability that the result of the preceding game was  $DC$
- $F_{DD}$  = the probability that the result of the preceding game was  $DD$ .

The expected payoff  $E(S_i|S_j)$  can be obtained as

$$E(S_i|S_j) = F_{CC} \times R + F_{CD} \times S + F_{DC} \times T + F_{DD} \times P,$$

where  $R, S, T,$  and  $P$  are the values in the payoff matrix of the IPD. When  $S_i$  meets  $S_j$  for an infinite duration,  $S_i$ 's expected payoff  $E(S_i|S_j)$  can be obtained from  $FSM(S_i|S_j)$  and  $S_j$ 's expected payoff  $E(S_j|S_i)$  from  $FSM(S_j|S_i)$ .

Based on the expected payoffs from each strategy pair, two criteria were established for examining strategy properties: the ability to exploit others and the ability to form clone clusters.

### Ability to Exploit Others

This ability is determined by the relationship between  $E(S_i|S_j)$  and  $E(S_j|S_i)$ .  $S_j$  is said to exploit  $S_i$  if  $E(S_i|S_j) < E(S_j|S_i)$ . This is expressed as

$$S_i \rightarrow S_j \text{ if } E(S_i|S_j) < E(S_j|S_i), \text{ meaning that } S_j \text{ exploits } S_i, \text{ or}$$

$$S_i = S_j \text{ if } E(S_i|S_j) = E(S_j|S_i), \text{ meaning that } S_i \text{ and } S_j \text{ receive the same payoff.}$$

Note that the combination of  $S_i \rightarrow S_j$  and  $S_j \rightarrow S_k$  does not imply  $S_i \rightarrow S_k$ ; the relationship between  $S_i$  and  $S_k$  is determined by  $E(S_i|S_k)$  and  $E(S_k|S_i)$ . However,

$$S_i \rightarrow S_j \text{ implies } E(S_i|S_j) < E(S_j|S_i), \text{ and}$$

$$S_j \rightarrow S_k \text{ implies } E(S_j|S_k) < E(S_k|S_j).$$

From these two inequalities, nothing is known about  $E(S_i|S_k)$  or  $E(S_k|S_i)$ , and the relationship between  $S_i$  and  $S_k$  remains undetermined.

To show relations among more than two strategies, we defined an *exploitation chain* as

$$S_{C_1} \rightarrow S_{C_2} \rightarrow \dots S_{C_i}, \text{ where strategy exploits } S_{C_j} \text{ if } j > i.$$

For an exploitation chain  $S_i \rightarrow S_j \rightarrow S_k$ , for example,  $S_i \rightarrow S_j$ ,  $S_j \rightarrow S_k$ , and  $S_i \rightarrow S_k$ .

### Ability to Form Clone Clusters

The ability of strategies to form clone clusters is determined by the expected payoff when they play with their clones—that is,  $E(S_i|S_i)$ . If the  $E(S_i|S_i)$  is high, then two players using the same strategy  $S_i$  will receive relatively higher payoffs. This effect is more apparent in spatial models, in which strategies only interact with their neighbors (Brauchli, Killingback, & Doebeli, 1999; Grim, 1996; Ishibuchi, Nakari, & Nakashima, 1999; Lindgren & Nordahl, 1994).

## RESULTS OF OUR FRAMEWORK

We applied our proposed framework to memory-1 strategies, notated as  $(P_0, P_1, P_2, P_3)$ . Our  $2^4$  deterministic strategies, named  $S_0, S_1, \dots, S_{15}$ , represent  $(C, C, C, C)$ ,  $(C, C, C, D)$ ,  $(C, C, D, C)$ ,  $(C, C, D, D)$ ,  $\dots$ ,  $(D, D, D, D)$ , respectively.

Relations among the abilities of all strategies to exploit others are known as *exploitation relations*. Exploitation relations between paired memory-1 deterministic strategies are listed in Table 2. Assume an element  $T_{ij}$  in Row  $i$  and Column  $j$ , and

$$T_{ij} = 0 \text{ if } S_i = S_j,$$

$$T_{ij} = 1 \text{ if } S_j \rightarrow S_i, \text{ and}$$

$$T_{ij} = -1 \text{ if } S_i \rightarrow S_j.$$

Three strategy sets are defined as

$$WIN_k = \{S_i | S_i \rightarrow S_k\},$$

$$LOSE_k = \{S_i | S_k \rightarrow S_i\}, \text{ and}$$

$$DRAW_k = \{S_i | S_k = S_i\}.$$

**TABLE 2**  
**Exploitation Relations between Paired Memory-1 Strategies**

	S <sub>0</sub>	S <sub>1</sub>	S <sub>2</sub>	S <sub>3</sub>	S <sub>4</sub>	S <sub>5</sub>	S <sub>6</sub>	S <sub>7</sub>	S <sub>8</sub>	S <sub>9</sub>	S <sub>10</sub>	S <sub>11</sub>	S <sub>12</sub>	S <sub>13</sub>	S <sub>14</sub>	S <sub>15</sub>
S <sub>0</sub>	0	0	-1	-1	0	0	-1	-1	-1	-1	-1	-1	-1	-1	-1	-1
S <sub>1</sub>	0	0	-1	-1	0	0	-1	-1	-1	-1	-1	-1	-1	-1	-1	-1
S <sub>2</sub>	1	1	0	-1	0	0	-1	-1	-1	-1	-1	-1	-1	-1	-1	-1
S <sub>3</sub>	1	1	1	0	1	0	0	-1	1	0	0	-1	0	-1	-1	-1
S <sub>4</sub>	0	0	0	-1	0	0	0	-1	0	0	-1	-1	0	0	-1	-1
S <sub>5</sub>	0	0	0	0	0	0	0	0	0	0	0	0	0	0	0	0
S <sub>6</sub>	1	1	1	0	0	0	0	-1	1	1	0	-1	0	0	-1	-1
S <sub>7</sub>	1	1	1	1	1	0	1	0	1	1	1	1	1	0	1	0
S <sub>8</sub>	1	1	1	-1	0	0	-1	-1	0	-1	-1	-1	0	-1	-1	-1
S <sub>9</sub>	1	1	1	0	0	0	-1	-1	1	0	0	-1	0	0	-1	-1
S <sub>10</sub>	1	1	1	0	1	0	0	-1	1	0	0	-1	0	-1	-1	-1
S <sub>11</sub>	1	1	1	1	1	0	1	-1	1	1	1	0	1	0	1	-1
S <sub>12</sub>	1	1	1	0	0	0	0	-1	0	0	0	-1	0	0	0	-1
S <sub>13</sub>	1	1	1	1	0	0	0	0	1	0	1	0	0	0	0	0
S <sub>14</sub>	1	1	1	1	1	0	1	-1	1	1	1	-1	0	0	0	-1
S <sub>15</sub>	1	1	1	1	1	0	1	0	1	1	1	1	1	0	1	0

*WIN<sub>k</sub>* consists of a set of strategies exploited by *S<sub>k</sub>*, *LOSE<sub>k</sub>* consists of a set of strategies capable of exploiting *S<sub>k</sub>*, and *DRAW<sub>k</sub>* contains strategies that result in identical payoffs when they meet *S<sub>k</sub>*. Exploitation relations among these 16 strategies were constructed by *WIN<sub>k</sub>*, *LOSE<sub>k</sub>*, and *DRAW<sub>k</sub>* ( $0 \leq k \leq 15$ ). Strategies were said to be equivalent if they had the same WIN, LOSE, and DRAW sets. We identified three sets of equivalent strategies: { *S<sub>0</sub>*, *S<sub>1</sub>* }, { *S<sub>3</sub>*, *S<sub>10</sub>* }, and { *S<sub>7</sub>*, *S<sub>15</sub>* }, with their exploitation chain expressed as

$$\{ S_0, S_1 \} \rightarrow \{ S_3, S_{10} \} \rightarrow \{ S_7, S_{15} \}. \tag{1}$$

We then identified all possible exploitation chains based on (1):

$$\{ S_0, S_1 \} \rightarrow S_2 \rightarrow S_8 \rightarrow \{ S_3, S_{10} \} \rightarrow S_{11} \rightarrow S_{14} \rightarrow \{ S_7, S_{15} \} \tag{2}$$

$$S_4 \rightarrow \{ S_3, S_{10} \} \rightarrow S_{11} \rightarrow S_{14} \rightarrow \{ S_7, S_{15} \} \tag{3}$$

$$\{ S_0, S_1 \} \rightarrow S_2 \rightarrow S_8 \rightarrow \{ S_3, S_{10} \} \rightarrow S_{13} \tag{4}$$

$$\{ S_0, S_1 \} \rightarrow S_2 \rightarrow S_{12} \rightarrow S_{11} \rightarrow \{ S_7, S_{15} \} \tag{5}$$

$$\{ S_0, S_1 \} \rightarrow S_2 \rightarrow S_8 \rightarrow S_9 \rightarrow S_6 \rightarrow S_{11} \rightarrow S_{14} \rightarrow \{ S_7, S_{15} \}. \tag{6}$$

A graphic representation of exploitation chains for memory-1 deterministic strategies—that is, relationships among the various strategies’ abilities to exploit each other—is presented in Figure 2. As shown, if a path exists from *S<sub>i</sub>* to *S<sub>j</sub>*, then *S<sub>i</sub>* → *S<sub>j</sub>*. We added a “=” link to indicate the single exception—that is, a path exists from *S<sub>4</sub>* to *S<sub>13</sub>*, but *S<sub>4</sub>* = *S<sub>13</sub>*, *S<sub>5</sub>*, which receives the same payoff when it interacts with any other memory-1 deterministic strategy, is shown as an isolated vertex in Figure 3. This is the well-known strategy Tit-for-Tat.

Exploitation relations among all memory-1 deterministic strategies are shown in Figure 3. The principle for determining the exploitative capabilities of *S<sub>i</sub>* and *S<sub>j</sub>* is



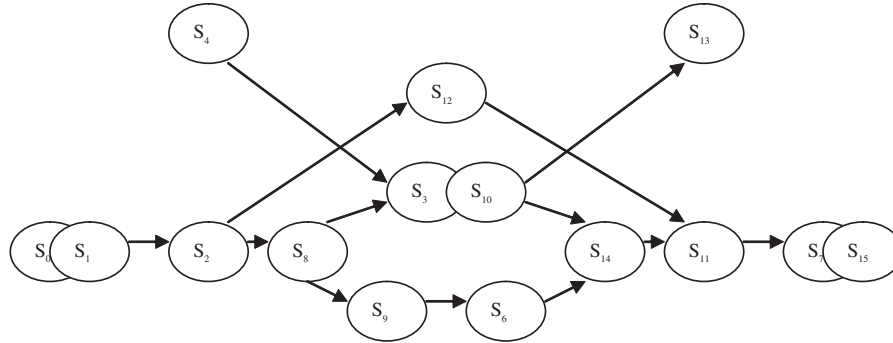


Figure 2: Exploitation Chains for Memory-1 Deterministic Strategies

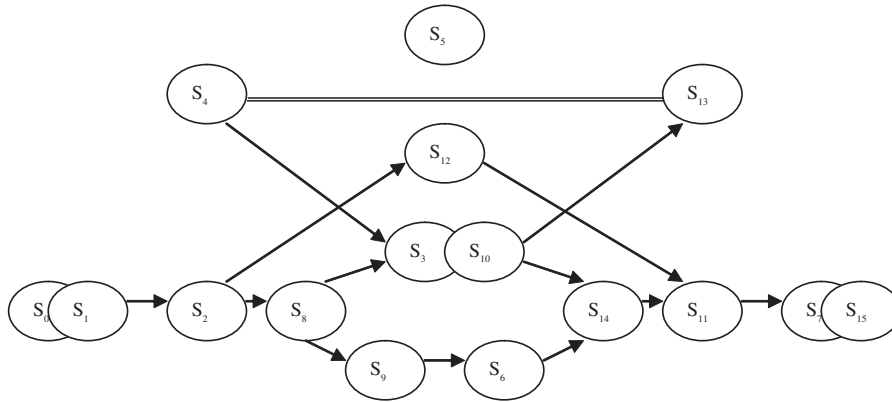


Figure 3: Exploitation Relations among Memory-1 Deterministic Strategies

$S_i = S_j$  if there is a “=” link between them, or if no traversal path exists between  $S_i$  and  $S_j$ ;  
 $S_i \rightarrow S_j$  if a traversal path exists from  $S_i$  to  $S_j$ ; and  
 $S_j \rightarrow S_i$  if a traversal path exists from  $S_j$  to  $S_i$ .

The ability of strategies to form clone clusters is also referred to as a *clustering relation*. Strategy  $S_i$ 's clustering ability is determined by  $E(S_i|S_i)$ —the expected payoff that results from interactions with its clones. A list of  $E(S_i|S_i)$  for all memory-1 deterministic strategies is presented in Table 3.

**TABLE 3**  
**E(S<sub>i</sub>|S<sub>i</sub>) for Memory-1 Deterministic Strategies**

Strategy	E(S <sub>i</sub>  S <sub>i</sub> )	Strategy	E(S <sub>i</sub>  S <sub>i</sub> )
S <sub>0</sub>	R	S <sub>8</sub>	$\frac{R + P}{2}$
S <sub>1</sub>	$\frac{3R + P}{4}$	S <sub>9</sub>	P
S <sub>2</sub>	$\frac{2R + S + T}{4}$	S <sub>10</sub>	$\frac{R + S + T + P}{4}$
S <sub>3</sub>	$\frac{R + S + T + P}{4}$	S <sub>11</sub>	$\frac{S + T + 2P}{4}$
S <sub>4</sub>	$\frac{2R + S + T}{4}$	S <sub>12</sub>	$\frac{R + S + T + P}{4}$
S <sub>5</sub>	$\frac{R + S + T + P}{4}$	S <sub>13</sub>	$\frac{S + T + 2P}{4}$
S <sub>6</sub>	R	S <sub>14</sub>	$\frac{R + P}{2}$
S <sub>7</sub>	$\frac{R + 3P}{4}$	S <sub>15</sub>	P

Recall that *R*, *S*, *T*, and *P* in the Prisoner’s Dilemma payoff matrix satisfy  $T > R > P > S$ , and that  $2R > S + T$ . According to these constraints, the clustering relations of all memory-1 deterministic strategies are as follows:

- If  $S + T > R + P$ :  
 $S_9, S_{15} < S_7 < S_{11}, S_{13} S_{14}, S_8 < S_3, S_5, S_{10}, S_{12} < S_1 < S_2, S_4 < S_0, S_6$ .
- If  $S + T < R + P$ :  
 $S_9, S_{15} < S_{11}, S_{13} < S_7 < S_3, S_5, S_{10}, S_{12} < S_{14}, S_8 < S_2, S_4 < S_1 < S_0, S_6$ .
- If  $S + T = R + P$ :  
 $S_9, S_{15} < S_7, S_{11}, S_{13} < S_3, S_5, S_8, S_{10}, S_{12}, S_{14} < S_1, S_2, S_4 < S_0, S_6$ .

Relations between {*S*<sub>1</sub>} and {*S*<sub>2</sub>, *S*<sub>4</sub>}, between {*S*<sub>8</sub>, *S*<sub>14</sub>} and {*S*<sub>3</sub>, *S*<sub>5</sub>, *S*<sub>10</sub>, *S*<sub>12</sub>}, and between {*S*<sub>7</sub>} and {*S*<sub>11</sub>, *S*<sub>13</sub>} are determined by the values of (*S*+*T*) and (*R*+*P*). Because the focus of this article is on relations that are independent of the value of the payoff matrix, {*S*<sub>1</sub>} and {*S*<sub>2</sub>, *S*<sub>4</sub>} are viewed as one set of strategies, {*S*<sub>8</sub>, *S*<sub>14</sub>} and {*S*<sub>3</sub>, *S*<sub>5</sub>, *S*<sub>10</sub>, *S*<sub>12</sub>} a second set, and {*S*<sub>7</sub>} and {*S*<sub>11</sub>, *S*<sub>13</sub>} a third. A graphic representation of the ability of memory-1 deterministic strategies to form a clone cluster is shown in Figure 4.

It can be argued that the use of a value-independent analysis contradicts one of our stated reasons for performing a presimulation analysis—that is, defining model scope—because model scope may depend on the payoff matrix value. The payoff matrix values indeed may affect the analytical result of relation between strategies. However, we firmly believe that neglecting to perform an analysis of relations that are independent of payoff matrix values would make it difficult to determine whether results were the consequence of the IPD problem nature or payoff matrix values. In short, a value-independent analysis highlights relations based on the native properties of the IPD model, whereas a value-dependent analysis emphasizes how different values affect exploitation and clustering relations.

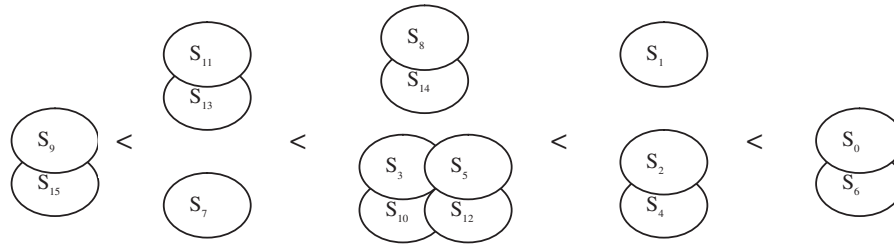


Figure 4: The Ability of Memory-1 Deterministic Strategies to Form a Clone Cluster

## DISCUSSION

### *Relations Among All Memory-1 Deterministic Strategies*

Before examining the important strategies revealed in Figures 3 and 4, we look at relations between the two criteria. A good strategy should exploit others to receive a higher payoff, and a clone cluster should be strong enough to repel invasions. In terms of examining strategy properties, these two criteria hold equal importance. Strategies that exploit others but fail to form strong clone clusters will likely spread throughout an environment until it becomes saturated, then become susceptible to invasions from other strategies.  $S_{15}$  (always defect, regardless of the opponent's move) is typical of this kind of strategy. On the other hand, strategies with a strong ability to form clone clusters but that are easily exploited have low survival rates, because their exploitation usually occurs before their clone clusters can be formed;  $S_0$  (always cooperate, regardless of the opponent's move) is one example of this kind of strategy.

The strategy order in Figure 3 is almost exactly opposite that of Figure 4. Accordingly, strategies that exploit others find it difficult to get along with their clones, whereas strategies that get along well with their clones are more likely to be exploited. Among memory-1 strategies, strength in one criterion usually implies weakness in another. The midorder strategies in Figures 3 and 4 are considered important because they show a certain degree of dual strength and have, therefore, attracted the greatest attention from Prisoner's Dilemma researchers (Axelrod, 1984; Kraines & Kraines, 2000; see also Table 4).

In addition to their greater survival potential, these midorder strategies are parts of a dividing line between nice and nonnice strategies.  $S_3$ ,  $S_5$ ,  $S_{10}$ , and  $S_{12}$  divide the two lists symmetrically. Most of the strategies on the left side of Figure 3 and the right side of Figure 4 will cooperate following a *CC* round, indicating that they are so-called nice strategies that will never defect first (Axelrod, 1984). Most of the strategies on the right side of Figure 3 and left side of Figure 4 are considered nonnice, but with some important exceptions.  $S_7$ , a nice strategy, is located on the right side of Figure 3 and the left side of Figure 4.  $S_6$  and  $S_9$  are located in the middle of Figure 3; however, in Figure 4  $S_6$  is on the right side and  $S_9$  the left. For this reason, those strategies have become the focus of numerous investigations.  $S_6$  is an example of the well-known PAVLOV strategy (Nowak & Sigmund, 1993), and  $S_7$  is an example of a RETALIATOR strategy (Brauchli et al., 1999).

**TABLE 4**  
**Common Memory-1 Deterministic Strategies**

<i>Strategy</i>	<i>Name</i>	<i>Representation</i>	<i>Description</i>
$S_3$	Stubborn	(C, C, D, D)	Repeats first round move regardless of opponent's move.
$S_5$	Tit-for-Tat	(C, D, C, D)	Repeats opponent's previous move.
$S_{10}$	Bully	(D, C, D, C)	Defects against a cooperators but cooperates if punished.
$S_{12}$	Fickle	(D, D, C, C)	Changes strategy each round regardless of opponent's move.

### *Characteristics of Important Strategies Revealed by the Framework*

In this section, we discuss two memory-1 strategies that are located in particular positions within our proposed framework: Tit-for-Tat and PAVLOV. Both are considered good illustrations of how our proposed framework provides satisfactory explanation of important strategies properties.

*Tit-for-Tat.* The isolation of  $S_5$  (the Tit-for-Tat strategy) in Figure 3 means that it cannot exploit other strategies nor is it easily exploited. According to our proposed framework, the success of a Tit-for-Tat strategy is based on its (a) ability to attain equal chances of survival with any other strategy and (b) strong clustering capability. This supports Axelrod's (1984, 1997) conclusion that a Tit-for-Tat strategy among predominantly ALLD strategies (i.e., strategies that encourage defection regardless of an opponent's move) can resist invasion by most defective strategies (see also, Nowak & Sigmund, 1992).

*PAVLOV.*  $S_6$  is an example of the well-studied PAVLOV strategy. Among all memory-1 deterministic strategies, it is the only one whose exploitation and clustering abilities are higher than average. According to Nowak and Sigmund (1993), PAVLOV holds an advantage over Tit-for-Tat because (a) it can correct occasional mistakes and (b) it resists invasions by strict cooperators. The first property is not observable from the information in Figures 3 and 4 because occasional mistakes do not occur in deterministic strategies. However, the second property is obvious because the ability of  $S_6$  to exploit others is higher compared to most nice strategies. Furthermore, its ability to form clone clusters is the strongest among all memory-1 deterministic strategies; this explains why it can resist invasion by strict cooperators. Another important property that distinguishes PAVLOV from Tit-for-Tat is that it loses against ALLD because it alternates between cooperation and defection. This property is explained well in Figure 3.

The identification of important strategies and common phenomena by our proposed framework underscores the idea that some simulations are not necessary if appropriate analytical procedures are followed. This is not to say that analysis can completely replace simulation, which is required to verify predicted phenomena. The key word here is *verification* and not *discovery*, the difference being the amount of required simulation work. If the purpose of simulation is to verify certain properties, fewer model instances are needed; if the purpose is to discover unknown phenomena, more model instances are needed to reflect as many conditions as possible. In either case, theoretical analysis helps reduce unnecessary simulation efforts and provides guidance toward anticipated results.

An important property of our framework is its directed graph representation for exploitation relations. Assume three strategies (A, B, and C) and their cyclical exploitation relations ( $A \rightarrow B$ ,  $B \rightarrow C$ , and  $C \rightarrow A$ ). In environments where only A and B exist, the dominant B will always exploit A. If C appears in the same environment, B will become less dominant because C can exploit it. Because A can exploit C, the arrival of C increases A's and decreases B's survival potential. No such cycle exists in any subset of the 16 memory-1 strategies; however, a number of "semi-cycles" are observable—for instance, ALLC  $\rightarrow$  ALLD / ALLD = Tit-for-Tat / Tit-for-Tat = ALLC. Previous studies have shown that Tit-for-Tat affects ALLC and ALLD domination; however, further investigation (based on topological strategy relations and payoff matrix values) is required to better understand this property.

### *Framework Generalization*

The framework is suitable for analyzing other types of two-person matrix games—for instance, so-called chicken games that are very similar to the PD except for slight differences in their payoff matrix value constraints (i.e.,  $T > R > S > P$ ).

The framework can also be applied to spatial IPD models, which have different emergence behaviors than nonspatial models because of an opponent selection bias—that is, players must be neighbors. Assume an environment restricted to ALLC and ALLD players. For all ALLC players in a nonspatial model, the probabilities of meeting another ALLC player are equal. In contrast, in a spatial model containing clusters of ALLC players, the probability of a player in the center of a cluster to meet an ALLC player would be 100% because all of its neighbors would be ALLC players. Our framework addresses interaction patterns between two players regardless of the spatial or nonspatial status of the model in question. It can be applied to spatial models to better understand interaction patterns between strategies; however, more research is required on how players contact and select their opponents.

The framework's methodology is summarized as follows: (a) identify interaction patterns between two agents, (b) use these patterns to determine the expected payoff for each agent, (c) identify relationships between the agents according to their expected payoffs, and (d) construct strategy relations based on pair-wise relations. The primary purpose of this methodology is to analyze a model from the perspective of interactions between two individuals. Although it can be applied to other types of agent-based and macro simulations, interaction patterns may be very different from those observed in the PD. For multiagent systems whose agents have deterministic behaviors, our finite state machine representation for pattern interaction is applicable. For nondeterministic multiagent systems, it would be inappropriate (or impossible) to use our finite state machine representation at Step (1). However, regardless of how two agents interact, the status of either agent changes following an interaction. The change of agent status may be transformed into the expected payoff after interaction. Once the expected payoff is identified, Steps (3) and (4) can proceed.

## **CONCLUSION**

In this article, we reemphasized the importance of presimulation analysis in social simulations. By analyzing various relationships among model components, the scope of the model can be defined, the complexity of a model reduced, and appropriate parameter settings identified—all leading to increased simulation efficiency. Theoretical analyses can reduce and/or complement the weaknesses of social simulations. For simple models, analysis is required to determine why a simulation is needed and why certain parameters should be

chosen. For complex models, analysis reduces unnecessary work and guides the direction of a simulation toward discovery. An analysis of relationships between or among strategies provides a global view of a model's scope and helps to establish important strategies and appropriate parameter settings.

An analytical framework based on the IPD was used as our primary example. Using this framework, many well-known strategies' properties and simulation phenomena were revealed. This indicates that (a) the framework is capable of providing rich and integrated information, which is crucial to investigating and simulating the IPD and (b) appropriate analysis is needed prior to a simulation to reduce unnecessary effort. We suggest that our proposed framework is suitable for analyzing other types of two-person matrix games, and the framework methodology can be extended to other agent-based simulation models to investigate relationships among agents.

Although we want to emphasize the importance of presimulation analysis, we make no claim that analytical approaches can replace simulations, nor are they to be considered superior to simulation approaches in any other manner. In each case, advantages and disadvantages are clear. We believe the integration of simulative and analytical approaches will become an increasingly important topic in future social simulation studies. Further investigation to clarify their complementary properties would be necessary.

## REFERENCES

- Axelrod, R. (1984). *The evolution of cooperation*. New York: Basic Books.
- Axelrod, R. (1997). Advancing the art of simulation in the social science. In *Simulating social phenomena* (pp. 21-40). Berlin, Germany: Springer-Verlag.
- Brauchli, K., Killingback, T., & Doebeli, M. (1999). Evolution of cooperation in spatially structured populations. *Journal of Theoretical Biology*, *200*, 405-417.
- Brent, E. (1999). Sociology: Modeling social interaction with autonomous agents. *Social Science Computer Review*, *17*, 313-322.
- Brent, E., Thompson, A., & Vale, W. (2000). Sociology: A computational approach to sociological explanations. *Social Science Computer Review*, *18*, 223-235.
- Fishwick, P. A. (1995). *Simulation model design and execution*. Englewood Cliffs, NJ: Prentice Hall.
- Goldspink, C. (2002). Methodological implications of complex systems approaches to sociality: Simulation as a foundation for knowledge. *Journal of Artificial Societies and Social Simulation*, *5*.
- Grim, P. (1996). Spatialization and greater generosity in the stochastic prisoner's dilemma. *Biosystems*, *37*, 3-17.
- Halpin, B. (1999). Simulation in sociology. *American Behavioral Scientist*, *42*, 1488-1508.
- Hanneman, R., & Patrick, S. (1997). On the uses of computer-assisted simulation modeling in the social sciences. *Sociological Research Online*, *2*.
- Ishibuchi, H., Nakari, T., & Nakashima, T. (1999). Evolution of neighborly relations in a spatial IPD game with cooperative players and hostile players. In *Congress on Evolutionary Computation*, *2*.
- Jacobsen, C., & Bronson, R. (1995). Computer simulations and empirical testing of sociological theory. *Sociological Methods and Research*, *23*, 479-506.
- Kraines, D. P., & Kraines, V. (2000). Natural selection of memory-one strategies for the iterated prisoner's dilemma. *Journal of Theoretical Biology*, *203*, 335-355.
- Lindgren, K., & Nordahl, M. G. (1994). Evolutionary dynamics of spatial games. *Physica D*, *75*, 292-309.
- Nowak, M., & Sigmund, K. (1992). Tit for Tat in heterogeneous populations. *Nature*, *355*, 250-252.
- Nowak, M., & Sigmund, K. (1993). A strategy of Win-Stay, Lose-Shift that outperforms Tit-for-Tat in the Prisoner's Dilemma game. *Nature*, *364*, 56-58.
- Stocker, R., Green, G. D., & Newth, D. (2001). Consensus and cohesion in simulated social networks. *Journal of Artificial Societies and Social Simulation*, *4*.

*Hsu-Chih Wu is a Ph.D. candidate in the department of Computer and Information Science at National Chiao Tung University in Hsinchu, Taiwan. He is currently conducting his dissertation research. His research*

*interests include analysis of strategies in game theory, distributed artificial intelligence, and information visualization on evolutionary systems. He can be contacted at e-mail: [gis86534@cis.nctu.edu.tw](mailto:gis86534@cis.nctu.edu.tw).*

*Chuen-Tsai Sun received his B.S. degree in electrical engineering (1979) and his M.A. degree in history (1984), both from National Taiwan University, Taiwan. He received his Ph.D. degree in computer science from the University of California at Berkeley in 1992. From 1991 to 1992, he was with the Lawrence Livermore National Laboratory, California, where he participated in research projects on fuzzy neural networks. Since 1992 he has been with National Chiao Tung University, Taiwan, where currently he is a professor in the Department of Computer and Information Science. He is currently engaged in research and teaching in the areas of creative evolutionary systems, Web-based collaborative learning, and computer simulation in social studies. He is also in charge of one community university in Hsinchu City, Taiwan. He can be contacted at e-mail: [ctsun@cis.nctu.edu.tw](mailto:ctsun@cis.nctu.edu.tw).*