



校務大數據研究中心

Center for Institutional
Research and Data Analytics

NYCU | VOL.13

NEWS LETTER




CONTENT

- **THE's 2024 Young University Rankings**
NYCU ranks 49th globally and 1st domestically
- **THE's 2024 University Impact Rankings**
NYCU ranks 50th globally and 2nd domestically
- **U.S.News 2024-2025 Best Global Universities Rankings**
NYCU ranked in 25 subjects, with 3 subjects ranking 1st domestically
- **2025 QS World University Rankings - Citations per Faculty**
NYCU Ranks 1st domestically
- **2024 Global Views Magazine Taiwan Best University Rankings**
NYCU Recognized as a Leader in the "Information and Communications Technology" Field
- **Authorization Function of the Institutional Research Data Visualization Platform Officially Launched**

Upcoming Event

- **Club Cup AI Secretary Competition**
- **Campus Helper Freshman Ceremony Lucky Draw**
- **IR Talent Development Course**
Workshop on Survival Analysis and Longitudinal Data Analysis in Institutional Research Applications



THE's 2024 Young University Rankings NYCU ranks 49th globally and 1st domestically

Times Higher Education (THE) ranks the world's best universities established within the last 50 years. On May 14th, THE released the latest "Young University Rankings 2024". In 2024, a total of 673 schools were ranked, higher than the 605 in 2023. Eighteen universities from Taiwan made the list, with NYCU ranking 1st domestically and 49th globally, improving by 48 places from last year (Table 1).

The ranking uses the same methodology as the World University Rankings, but the weighting has been recalibrated to reflect the mission and profile of younger universities. The evaluation indicators are divided into five aspects: teaching (29.5%), research environment (29%), research quality (30%), international outlook (7.5%), and industry income (4%), to measure all core tasks of research universities: teaching, research, knowledge transfer, and international outlook.

Table 1 Digital campus construction performance of NYCU in THE world's best young universities ranking

	2024 NYCU	2023 NYCU	2022 NYCU	2021 NYMU	2020 NYMU	2019 NYMU
Young University Rankings	49 ↑	97	49	83	107	123
Domestic ranking	1 ↑	2	1	1	2	2
The number of ranked young university	673	605	539	475	414	351
Global university ranking	403 ↑	504	305	417	527	562

THE's 2024 University Impact Rankings NYCU ranks 50th globally and 2nd domestically

The Times Higher Education (THE) World University Impact Rankings evaluate universities based on the 17 Sustainable Development Goals (SDGs) set by the United Nations. On June 12, THE released the latest "Impact Rankings 2024," which included a total of 2,152 universities from 125 countries and regions. Taiwan had 51 universities featured in the rankings. The universities in Taiwan participated most frequently in the following ranking categories: 39 universities were listed for SDG 12 (Responsible Consumption and Production), followed by 37 universities each for SDG 4 (Quality Education), SDG 7 (Affordable and Clean Energy), and SDG 9 (Industry, Innovation, and Infrastructure) (Figure 1).

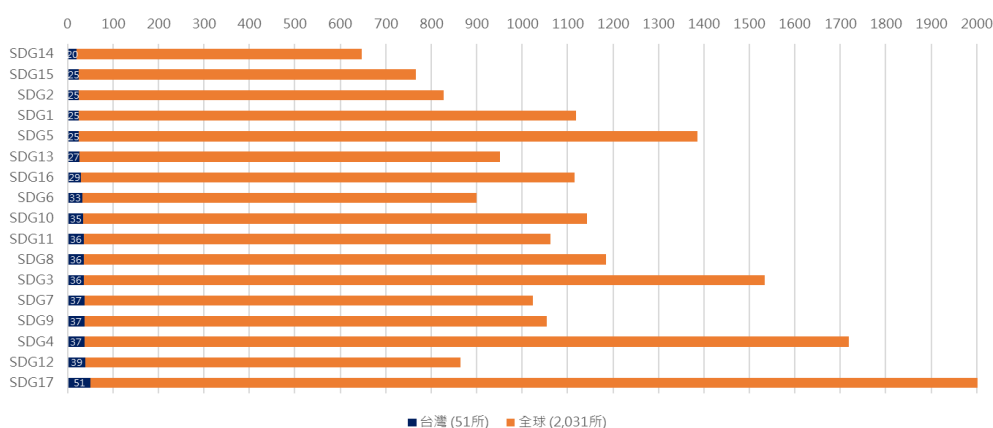


Figure 1 Global and domestic number of participating schools

In 2024, NYCU ranked 50th globally and second nationally, an improvement of 33 places from last year. The university participated in the Impact Rankings with 11 SDGs, with five SDGs placing in the top 100. The top three highest-scoring SDGs were SDG 9 (Industry, Innovation, and Infrastructure), ranked 38th globally, SDG 3 (Good Health and Well-being), ranked 27th globally, and SDG 16 (Peace, Justice, and Strong Institutions), ranked 29th globally. The distribution of SDG rankings among domestic universities is detailed in the figure 2. In response to climate change and the transition to a sustainable economy, NYCU continues to promote sustainable education by developing strategies for cultivating sustainable talent, integrating sustainability concepts into courses and research, enhancing the awareness of sustainability goals among faculty and students, and incorporating sustainable development goals into the university's vision. This commitment aims to create a friendly campus environment and demonstrate the university's sustainable development capabilities.

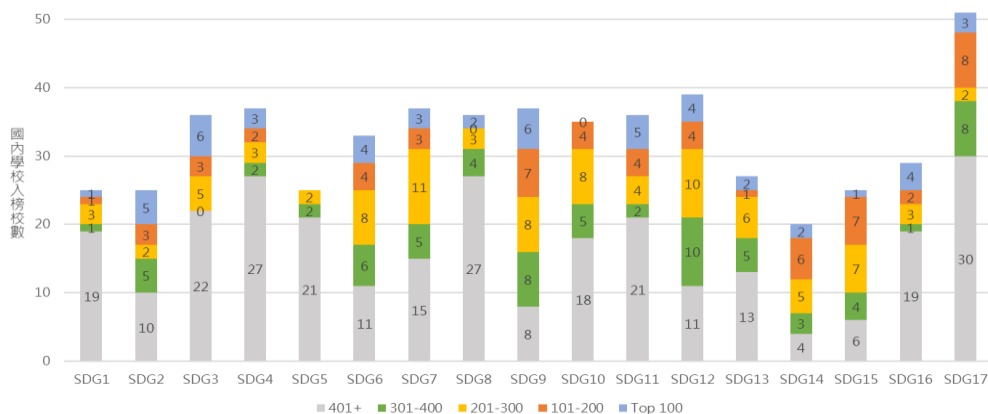


Figure 2: Distribution range of SDG rankings of domestic schools

U.S.News 2024-2025 Best Global Universities Rankings NYCU ranked in 25 subjects, with 3 subjects ranking 1st domestically

On June 25, US News & World Report released the latest 2024-2025 edition of the Best Global Universities Rankings and subject rankings. This year's rankings included a total of 2,271 universities from 104 countries, ultimately listing the top 2,250 universities. Among the 43 subject rankings announced this year, our university ranked in 25 subjects, an increase of 7 subjects from the previous year (see Table 2). The number of subjects ranked is second only to NTU among domestic universities.

Table 2: Listed Disciplines for NYCU in US News 2024-2025

Global ranking	Listed subjects
101-200	Optics, Nanoscience and Nanotechnology, Gastroenterology and Hepatology, Artificial Intelligence, Materials Science, Condensed Matter Physics
201-300	Cardiology and Cardiovascular System, Radiology, Nuclear Medicine and Medical Imaging, Computer Science, Physical Chemistry, Infectious Diseases, Chemistry, Electrical and Electronic Engineering, Oncology, Engineering
301-400	Energy and Fuels, Clinical Medicine, Neuroscience and Behavior, Psychiatry/Psychology
401-500	Physics, Pharmacology and Toxicology, Public, Environmental, and Occupational Health, Biology and Biochemistry, Social Sciences and Public Health
501-	Environment/Ecology

Note : Full ranking link <https://www.usnews.com/education/best-global-universities/rankings>

This year, our university's newly ranked subjects include Artificial Intelligence, Biology and Biochemistry, Energy and Fuels, Environment/Ecology, Infectious Diseases, Public, Environmental and Occupational Health, and Social Sciences and Public Health, adding a total of 7 new subjects.

Additionally, three subjects performed outstandingly, continue to hold the top position in Taiwan:

- Cardiology and Cardiovascular System, ranked 208th globally and first nationally, with our university being the only domestic institution ranked in this subject.
- Optics, ranked 117th globally and first nationally.
- Radiology, Nuclear Medicine and Medical Imaging, ranked 230th globally and first nationally.

2025 QS World University Rankings - Citations per Faculty NYCU Ranks 1st Domestically

The UK Higher Education Survey Center (Quacquarelli Symonds, QS) announced the "2025 QS World University Rankings" this June. A total of 1,503 schools made the list for 2025, an increase from 1,499 in 2024. Twenty-seven universities and colleges from Taiwan were included, with NYCU ranking 219th globally and 4th nationally. Notably, NYCU achieved the highest national rank in the "Citations per Faculty" metric, which evaluates the impact of research output. This indicator uses the Scopus database to calculate the number of citations per faculty member for papers published over the past five years (2018-2022) and cited over the past six years (2018-2023), excluding self-citations.

(Ranking link: <https://www.topuniversities.com/world-university-rankings>)



2024 Global Views Magazine Taiwan Best University Rankings NYCU Recognized as a Leader in the "Information and Communications Technology" Field

The "Global Views" Taiwan Best University Rankings 2024 were announced on July 2nd, with our university ranking 3rd among comprehensive universities, the same as last year. Additionally, it was recognized as the leader in the "Information and Communication Technology" field. The survey evaluated universities based on six major aspects, encompassing a total of 45 detailed indicators: social reputation (20%), with 11 indicators; academic achievement (20%), with 7 indicators; teaching performance (16%), with 8 indicators; degree of internationalization (15%), with 8 indicators; industry-academia performance (19%), with 7 indicators; and financial indicators (10%), with 4 indicators. Among the 45 detailed indicators, NYCU secured first place in 6 categories: SDG impact, enrollment rate, the proportion of income from sources other than tuition fees, the average amount of academic research project funding per faculty member, the weighted ratio of full-time faculty receiving awards/honors, and the number of Taiwan patents.

(Ranking link: <https://www.gvm.com.tw/article/113992>)

Authorization Function of the Institutional Research Data Visualization Platform Officially Launched

The NYCU Office of Data Analytics and Research Center has developed a "University Research Data Visualization Platform" to integrate campus single sign-on access and various visualization dashboards developed on different platforms. Since its official launch in March, the platform has accumulated approximately 500 clicks. To enhance the platform's stability, the center has recently completed a migration of the visualization platform and continues to improve system functionalities and dashboard integration.

The platform includes existing dashboards for categories such as global university rankings, sustainability indicators, campus open data statistics, industry-academia cooperation projects and funding, tailored admissions support data, graduate tracking surveys, and academic performance tracking. In response to business unit needs, new dashboards have been added, including one for tracking the performance of economically disadvantaged students and another for providing information on the highest educational qualifications of international students. These new features are intended for use by the Office of Student Affairs and the Office of International Affairs.

The platform offers dashboard categories for all faculty, staff, and students to access, including: global university rankings, sustainability indicators, and campus open data statistics. Other categories are provided with different access permissions based on specific business needs. To increase dashboard utilization and meet practical needs, the platform has recently added an "Authorization" feature (see figure 3), allowing users with viewing permissions (e.g., department heads) to grant access to other internal users (e.g., departmental assistants).

To use the authorization feature, please log in to the university's single sign-on portal and navigate to: NYCU\Other\University Research Data Visualization Dashboard Platform. We encourage you to make full use of the platform.

授權功能說明



The screenshot shows the 'Authorization Function Description' interface. It includes a navigation menu on the left with '校務大數據研究中心' and 'TABLEAU (不提供直接登入)'. The main content area is titled '校務研究數據視覺化系統' and '切換權限'. A 'Hello' greeting is visible in the top right corner. A red callout '1' points to the '開啟授權設定' (Open Authorization Settings) button in the top right corner. A red callout '2' points to the '授權' (Authorize) button in the dropdown menu. A red callout '3' points to the '新增授權帳號' (Add Authorized Account) button in the '授權設定畫面' (Authorization Settings) modal. The modal contains a '被授權人' (Authorized User) field with a search icon, a '選擇授權權限' (Select Authorization Permission) dropdown menu, and a '請輸入被授權人校內 email' (Please enter the authorized user's email) field. A red callout '4' points to the '新增' (Add) button at the bottom of the modal. A red callout '5' points to the '刪除' (Delete) button next to the '已授權帳號清單' (Authorized Account List).

Figure 3: Description of the Authorization Function

Club Cup AI Secretary Competition



社團盃

AI小秘書競賽

體驗生成式AI，透過AI小秘書推廣社團

第一階段 5月21日至7月19日
7月22日 第一階段得獎公布

參賽對象

國立陽明交通大學學生社團 與 自治組織

完整填寫題目模板，將獲得獎金1000元(以等價商品券代替)，上限為100個社團。並獲得使用聯發科技達哥生成式AI服務平台創建AI小秘書的參賽權。

第一階段所蒐集的問卷資料將使用於校園智多星

第二階段 7月22日至8月16日
9月20日 第二階段得獎公布

使用社團基本資料，創建屬於自己社團的推廣小秘書。依照社團創建的聯發科技達哥平台小秘書的回覆進行評分，評選出本次競賽的前5名。

第一名：新台幣4萬元 第三名：新台幣2萬元
第二名：新台幣3萬元 佳作兩名：新台幣5千元

MEDIATEK



MediaTek DaVinci

活動聯絡方式 校務大數據研究中心 cirda@nycu.edu.tw | 智多星團隊 a888kimking@gmail.com

※ 各階段入選與獲獎名單將公佈於校務大數據研究中心網站 (<https://cirda.nycu.edu.tw>)

※ 本活動辦法如有未盡事宜，除依法律相關規定外，主辦單位保留修改及補充包括活動之任何異動、更新、修改之權利。

主辦單位：國立陽明交通大學深耕計畫辦公室、校務大數據研究中心
協辦單位：聯發科技股份有限公司

NYCU


Freshmen Orientation Ceremony Campus Helper Activity

陽明交大校園小幫手

新生典禮 抽抽樂

8/28(三)
9:50

小幫手歡迎新生小狐！
只要在新生典禮加入小幫手
即可參加好禮抽獎
獎品有限，抽完為止！



首獎



711 50元商品卡 乙張

安慰獎



小幫手吸水杯墊 乙份

IR Talent Development Course - Workshop on Survival Analysis and Longitudinal Data Analysis in Institutional Research Applications

2024年 陽明交大校務大數據研究中心 存活分析與長期資料分析 在校務研究應用工作坊

活動時間：2024年8月28日(星期三) 09:00-16:00

活動地點：國立陽明交通大學 光復校區 人社三館 二樓 多功能會議室

時間	議程	講師
09:00-09:30	報到	
09:30-10:30	存活分析概念介紹與實務應用	林鴻銘 教授
10:30-10:40	休息	
10:40-12:00	存活分析實務應用與案例分享	林鴻銘 教授
12:00-13:30	午餐(本活動備有午餐)	
13:30-14:30	長期資料分析與實務應用(I)	池伯尉 助理教授
14:30-14:40	休息	
14:40-16:00	長期資料分析與實務應用(II)	池伯尉 助理教授
16:00	賦歸	

活動名額：上限30人

參加對象：僅限於全國大專校院校務研究相關單位之研究人員，
建議須具備校務研究與統計分析之相關實務經驗

報名時間：即日起至2024/08/16 17:00止



主辦單位：國立陽明交通大學校務大數據研究中心

NYCU



校務大數據研究中心

Center for Institutional
Research and Data Analytics

Center for Institutional Research and Data Analytics ,
National Yang Ming Chiao Tung University, CIRDA
<https://cirda.nycu.edu.tw/zh/>

NYCU Sustainable Developments
<https://sdgs.nycu.edu.tw/>

主 編 劉奕蘭

企劃編輯 張總磁

校稿編輯 張瑋庭、蘇柔勻

美術設計及美編 張瑋庭

資料提供及作者 江素倩、林佩欣、劉育君、魏慧娟

發 行 蘇柔勻

(以上按姓氏排列)